



## How to Prepare Your Dog for the RKNA Standard Evaluation (SE) and other measurement tests

By Jane Mitchelmore

Photos by Mario Montes Klaver



editor@totalrottweilermagazine.com

www.rknaonline.com

The Rottweiler Klub of North America's (RKNA) Standard Evaluation (SE) consists of two parts: (1) measuring and (2) a traffic sureness test. The SE is not a breed survey title as there is no protection work. A dog with an SE has been certified to be free of disqualifying faults according to FCI breed standard and has passing hips and elbows. The RKNA encourages puppy buyers to buy only puppies where both parents possess either a SE or a Ztp. The SE is offered at all RKNA shows and dogs who pass can earn one point towards the dog's RKNA Championship title.

Although the examples and photos in this article refer to the RKNA SE, this information should also help you prepare for similar tests such as the American Rottweiler Club Measurement Survey and for the measurement and critiquing portion of a breed survey (Ztp).



**1** Teach your dog to stand still so that he or she can be measured. There are articles in past issues of *TTRM* that explain in detail how to teach the stand in a positive and motivational way by shaping the dog's behaviour. Food and protection articles are not allowed; toys are encouraged.




**2** Practice placing objects on your dog's head and face as everything on the dog is measured, including the skull and muzzle length.




**3** Teach your dog to stand square, not stretched. The judge will ask you to make your dog stand square so that correct measurements can be taken. A cloth measuring tape will be put around the dog's stomach, so practice with your dog with a sewing measuring tape or a rope.

**4** Make sure your dog is trained to show his or her bite, plus open his or her mouth. The SE provides certification of full dentition. If a dog with an SE happens to lose a tooth, the dog can still be bred and attempt a Ztp. It is very easy for dogs to lose teeth, especially in protection training or playing with metal water bowls or hard plastic toys. The judge will be looking for missing teeth. Practice this so that a stranger can look in your dog's mouth without the dog getting stressed. I use the command "open," so when I say this word, my dog will open his mouth wide. Then I click and give a treat. The tiny P1 or the M3 at the back are generally the teeth missing, so these are the first teeth the judge will be looking for.





**5** Teach your dog to accept his lips being lifted and teeth touched. Mouth pigmentation is evaluated. A pink mouth is a serious fault under FCI and many judges will drop a dog one full rating if it has a pink mouth. Dogs with pink mouths can attempt and pass a SE or Ztp, but would be disqualified from an advanced breed survey.



**6** Make a wicket by screwing together two pieces of wood. Get your dog used to having the wood placed against his or her body lengthwise and widthwise. The dog must be trained to stand still, square and not stretched, and accept these objects being placed against his or her body.

**7** If a dog passes the measuring and is found to be free of disqualifying faults according to the FCI breed standard (which is written and managed by the ADRK), the dog is allowed to proceed to the traffic sureness test. This second

part is to test that the dog is safe to be in public. Any sign of aggression—directed towards a human or a dog—is grounds for instant disqualification.

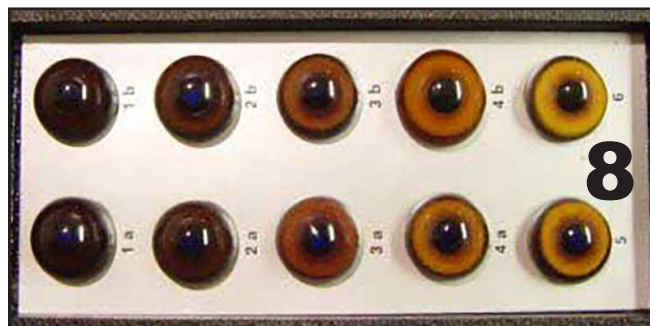
Dogs are only capable of one thought process at a time, so when you are doing the test, forget about other handlers and their dogs. Pay attention to **your** dog. Keep his or her attention focused on you. Do not let your dog focus on or make eye contact with another dog. What I do with young dogs who attempt this test is tell them to sit, and I face the opposite direction as where the other dogs are. When I say “sit,” my dogs are expected to sit and make eye contact with me.

I have seen many SEs where the dogs barely pass because they have not been taught to focus on the handler, and the handler has no idea how to get their dog's attention away from other dogs. If dog aggression occurs, both dogs will be disqualified, not just the instigator.

The dog is heeled **on leash** through a group of people. The dog is told to sit, and the group converges. The handler is allowed to talk and pet the dog while this is happening. There are then two starter pistol shots that sound like gunshots. The dog is not allowed to show any reaction to the sound or will be disqualified.




To teach your dog to be neutral, get hold of the host club where you are attempting the test and find out when you can practice prior to the test. To practice, have your dog a distance away, make sure your dog is hungry, and have great food. As soon as the shots go off, feed, feed, and feed. Some dogs automatically will have no reaction. Other dogs need the practice and conditioning as I just explained.



**8** The dog's eye colour is also graded in the SE. Get your dog used to something being placed next to his or her eyes, as an eye chart like this will be placed on the dog next to his or her eye to determine colour.

**9** A dog needs to have passing hips and elbows. OFA ratings are used mostly for USA dogs and can be done at 24 months. FCI countries use FCI ratings which can be done at 12 months. Germany, and many Europeans and Canadians, use ADRK ratings which can be done at 15 months. Dogs can enter as soon as they have the passing hip and elbow ratings, so the minimum age depends on what organization is evaluating the dog's x-rays.


**ROTTWEILER KLUB OF NORTH AMERICA**  
**Standard Evaluation (SE)**

10


Date _____ Club _____		Judge _____	
Dog's Name _____		<input type="checkbox"/> Male <input type="checkbox"/> Female	Reg # _____
Birth Date _____	Titles/Degrees _____	HD/GDC/OVC/OFA # _____	Tattoo # _____
Sire (Vater) _____			Reg # _____
Dam (Mutter) _____			Reg # _____
Breeder (Züchter) _____			Elbow # _____
Owner/Co-Owner (Besitzer) _____		Email _____	
Address _____		Phone # _____	
Handler (Hundeführer) _____		Phone # _____	

(Wideristhöhe) \_\_\_\_\_  
 Height @ Withers \_\_\_\_\_  
 (Rumpflänge) \_\_\_\_\_  
 Body Length \_\_\_\_\_  
 (Fang) \_\_\_\_\_  
 Muzzle Length \_\_\_\_\_  
 (Gebiß) \_\_\_\_\_  
 Bite & Dentition \_\_\_\_\_

(Brusthöhe) \_\_\_\_\_  
 Chest Depth \_\_\_\_\_  
 (Brustumfang) \_\_\_\_\_  
 Chest Circumference \_\_\_\_\_  
 (Skull) \_\_\_\_\_  
 Skull \_\_\_\_\_

(Gewicht) \_\_\_\_\_  
 Weight \_\_\_\_\_  
 (Augenfarbe) \_\_\_\_\_  
 Eye Color \_\_\_\_\_  
 (Lebhare Tatto-Nr) \_\_\_\_\_  
 Legible Tattoo \_\_\_\_\_

**Overall Appearance and Behavior (Erscheinungsbild-Umweltverhalten)**



(Kopfform)	(zu klein)	(leicht/schmal)	(ausreichend/künftig)	(kräftig/hypovoll)	(zu groß)
Head Shape	too small	slight/narrow	sufficient/strong	strong/styry	too large
(Jochbeinausprägung)	(fehlend)	(schwach)	(mittel)	(deutlich)	(zu stark)
Cheek Bone	lacking	slight	medium	distinct	too strong
(Knochenstärke)	(feingliedrig)	(genügend)	(mittel)	(kräftig)	(groß)
Bone Strength	fine	sufficient	medium	strong	coarse
(Allgemeinverhalten)	(ängstlich)	(mittraulich)	(ruhig/nicht frei)	(selbstischer)	(zu dominant)
General Behavior	fearful/uncertain/shy	reserved/passive	calm/neutral	self-confident/alert	too dominant
Reaction to Gunfire		Reaction		No Reaction	

(Bemerkungen)  
 Comments \_\_\_\_\_  
 \_\_\_\_\_  
 \_\_\_\_\_

Pass \_\_\_\_\_
Fail \_\_\_\_\_

Judge (Körmeister/Richter) \_\_\_\_\_
Event Secretary \_\_\_\_\_

Date \_\_\_\_\_
09/2016

**10** This is the form used for the RKNA Standard Evaluation. In my opinion, this is the most important title that a dog can have, next to the Ztp. One can instantly have a mental image of the dog without seeing the dog just by looking at the measurements and what is noted on this form. It also has a critique similar to what a dog receives at a RKNA show.

Puppy buyers should ask the breeder for a copy of the SE or Ztp on both parents of a litter they are looking at for a puppy. If they cannot be produced for both parents, the puppy buyer should consider a different litter. RKNA is recommending to puppy buyers that they only buy puppies from breeders where both parents have either SE or Ztp. This ensures the dog has passed hips and elbows and is free of DQ faults according to the FCI breed standard.

For more information on the RKNA SE and breed surveys (Ztp and Gekört):

[http://rknaonline.com/images/PDF\\_Documents/2016/RKNA\\_Policy\\_Manual\\_V3F.pdf](http://rknaonline.com/images/PDF_Documents/2016/RKNA_Policy_Manual_V3F.pdf)  
 (see Sections 31 and 32)

For more information on the American Rottweiler Club's Rottweiler Measurement Survey:

<http://www.amrottclub.org/sites/default/files/public/Measurement%20Survey%20Rules.pdf>

# the TOTAL

# ROTTWEILER

# MAGAZINE

The world's Rottweiler connection




Available in paper & digital!

www.TotalRottweilerMagazine.com

info@totalrottweilermagazine.com

1-250-888-0106



Find us on

